






Date	Shift	Time	Incinerable Waste (yellow Bags)				Autoclavable Waste					
			Cytotoxic Bags		Yellow Bags		Red Bags		White		Blue	
												
			Nos	Kgs	Nos	Kgs	Nos	Kgs	Sharp Container Metal Sharps		Card Boxes Glass Sharps	
01-01-2018	Mor	07:55	1	2.19	10	123.37	12	191.3	3	10.2	6	77.3
	Eve	01:05	0	0	1	0.39	1	2.94	0	0	1	7.91
02-01-2018	Mor	08:05	0	0	8	111.66	16	263.41	2	7.2	5	72.87
	Eve	01:20	0	0	3	41.03	4	72.52	2	4.81	2	23.9
03-01-2018	Mor	08:00	1	2.97	8	107.11	14	220.26	1	0.85	1	8.55
	Eve	01:20	0	0	5	69.91	1	104.44	2	6.99	5	52.99
04-01-2018	Mor	08:00	1	2.2	11	124.61	13	199.16	2	8.42	2	13.5
	Eve	01:25	0	0	4	42.4	10	145.15	3	6.25	2	10.56
05-01-2018	Mor	07:55	0	0	12	106	10	219.54	2	6.53	1	7.25
	Eve	01:15	0	0	6	73.93	8	133.45	2	5.4	2	20.32
06-01-2018	Mor	07:45	0	0	4	65.46	1	182.97	1	2.11	4	34.99
	Eve	11:40	1	3.68	8	124.8	9	165.99	2	6.51	5	62.37
07-01-2018	Mor	08:15	0	0	7	129.55	13	310.11	1	4.25	3	28.04
	Eve	00:00	0	0	0	0	0	0	0	0	0	0
08-01-2018	Mor	07:50	0	0	5	86.53	6	122.91	2	6.84	4	40.21
	Eve	04:10	0	0	5	44.33	9	120.25	2	9.6	2	20.25
09-01-2018	Mor	07:45	0	0	4	38.8	13	212.98	1	1.47	4	94
	Eve	01:25	1	7.23	4	64.9	5	70.71	2	3.79	1	33.94
10-01-2018	Mor	07:35	0	0	4	69.64	14	210.53	1	2.87	4	42.39
	Eve	01:35	0	0	5	67.56	7	136.59	3	7.55	1	6.25
11-01-2018	Mor	07:50	0	0	10	165.6	12	123.4	1	1.22	2	27.72
	Eve	01:10	1	4.79	4	47.9	6	100.36	2	6.6	0	0
12-01-2018	Mor	07:45	0	0	5	94.19	11	223.8	1	5.19	2	35.39
	Eve	01:15	1	4.39	5	51.37	8	134.67	3	91.8	3	19.3
13-01-2018	Mor	07:40	0	0	5	99.21	7	198.3	2	4.97	2	19.82
	Eve	01:30	1	2.43	4	39.48	9	168.43	2	7	1	6.7
14-01-2018	Mor	07:44	0	0	7	97.47	12	266.45	2	5.29	3	37.94
	Eve	00:00	0	0	0	0	0	0	0	0	0	0
15-01-2018	Mor	07:50	0	0	4	62.87	7	135.63	1	4.75	1	7.23
	Eve	03:50	0	0	6	54.99	2	24.39	2	6.48	3	41.9
16-01-2018	Mor	07:30	0	0	5	96.4	7	159.32	1	3.09	1	11.18
	Eve	01:30	0	0	4	58.24	6	118.62	2	6.96	3	41.01
17-01-2018	Mor	07:35	0	0	5	96.81	8	187.73	1	3.21	2	14.43
	Eve	01:50	1	2.69	5	72.86	6	105.15	2	6.62	3	21.95
18-01-2018	Mor	07:40	0	0	4	53.8	9	162.9	1	4.23	2	21.49
	Eve	01:15	0	0	6	64.15	7	119.14	0	0	4	30.52
19-01-2018	Mor	08:15	0	0	7	121.78	9	201.71	1	3.13	1	17.7
	Eve	01:05	0	0	3	48.8	6	112.28	2	5.1	3	25.26
20-01-2018	Mor	07:45	0	0	5	86.88	11	225.14	1	1.89	1	16.31
	Eve	01:15	0	0	5	65.02	6	93.83	1	3.85	3	18.54
21-01-2018	Mor	07:50	1	3.17	9	118.15	13	247.29	2	7.93	3	41.97
	Eve	00:00	0	0	0	0	0	0	0	0	0	0
22-01-2018	Mor	08:00	0	0	5	65.7	4	82.23	2	5.46	2	13.63
	Eve	03:15	1	3.42	4	35.31	6	91.47	2	6.05	1	10.68
23-01-2018	Mor	07:35	0	0	5	77.97	7	157.88	1	2.74	3	17.95
	Eve	01:35	0	0	5	65.99	7	125.38	3	34.2	2	6.22
24-01-2018	Mor	07:55	0	0	6	92.99	10	169.7	1	2.58	2	13.23
	Eve	01:10	0	0	5	63.53	6	117.66	2	12.72	3	22.64
25-01-2018	Mor	07:30	0	0	7	100.94	9	143.23	1	3.49	2	14.01
	Eve	01:40	0	0	5	67.07	11	174.94	3	7.76	2	23.47
26-01-2018	Mor	07:55	1	3.9	8	114.49	15	279.88	2	6.1	3	54.8
	Eve	00:00	0	0	0	0	0	0	0	0	0	0
27-01-2018	Mor	07:20	0	0	4	54.86	6	70.1	1	3.4	2	18.54
	Eve	03:25	0	0	5	70.08	6	93.26	2	5.82	2	26.29
28-01-2018	Mor	07:35	1	1.77	11	172.83	16	269.28	1	2.2	2	23.09
	Eve	00:00	0	0	0	0	0	0	0	0	0	0
29-01-2018	Mor	07:45	0	0	5	66.82	6	94.24	1	1.92	2	16.91
	Eve	04:23	0	0	6	78.75	9	182.31	3	13.67	4	87.1
30-01-2018	Mor	07:40	0	0	6	82.44	8	130.04	1	3.19	2	30.4
	Eve	01:25	0	0	5	84.59	12	231.27	2	7.18	6	90.57
31-01-2018	Mor	07:30	0	0	7	80.54	16	219.45	1	3.79	2	23.46
	Eve	01:45	1	2.72	7	117.86	11	160.72	2	7.3	2	8.15
Total			Total Bags	Total Cytotoxic Weight	Total Bags	Total Yellow Weight	Total Bags	Total Red Weight	Total Bags	Total(Containers) Metal sharps Weight	Total Bags	Total(Cardboard boxes) Glass sharp
	Mor		6	16.2	196	2884.93	299	5661.42	41	126.72	74	872.84
	Eve		7	28.63	118	1497.38	167	2945.2	51	272.71	64	710.64
G. Total			13	44.83	314	4382.31	466	8606.62	92	399.43	138	1583.48